

10th AUSTRIA CONNECT GULF

ISRAEL – Economic Data

Wirtschaftskennzahlen

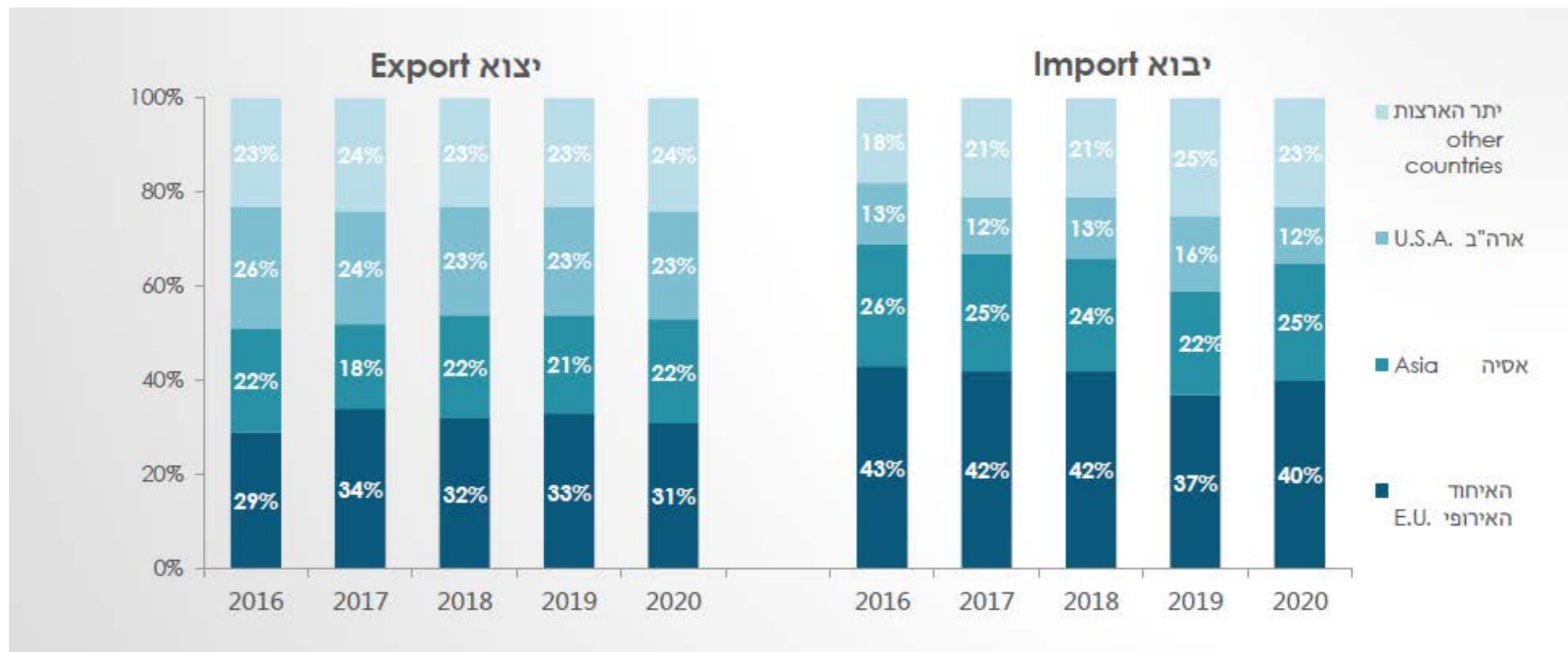
	2018	2019	2020	2021 Prognose
Nominales Bruttoinlandsprodukt in Mrd. USD ¹	373,2	397,9	407,1	459,7
Bruttoinlandsprodukt/Kopf zu Kaufkraftparität in US-Dollar ²	40,7	42,31	42,39	44,67
Bevölkerung in Mio. ³	8,9	9,1	9,3	9,4
Reales Wirtschaftswachstum in % ⁴	4,0	3,8	-2,2	5,0
Inflationsrate in % ⁵	0,8	0,8	-0,6	1,5
Arbeitslosenrate in % ⁶	4,0	3,8	4,4	5,0
Wechselkurs der Landeswährung (NIS zu Euro) ⁷	4,29	3,88	3,94	3,96
Warenexporte des Landes in Mrd. US-Dollar	59,57	59,94	59,91	65,77
Warenimporte des Landes in Mrd. US-Dollar	77,01	76,11	70,81	82,98

Wirtschaftsleistung des Landes, Weltwertung:⁸

Rang 29

10th AUSTRIA CONNECT GULF

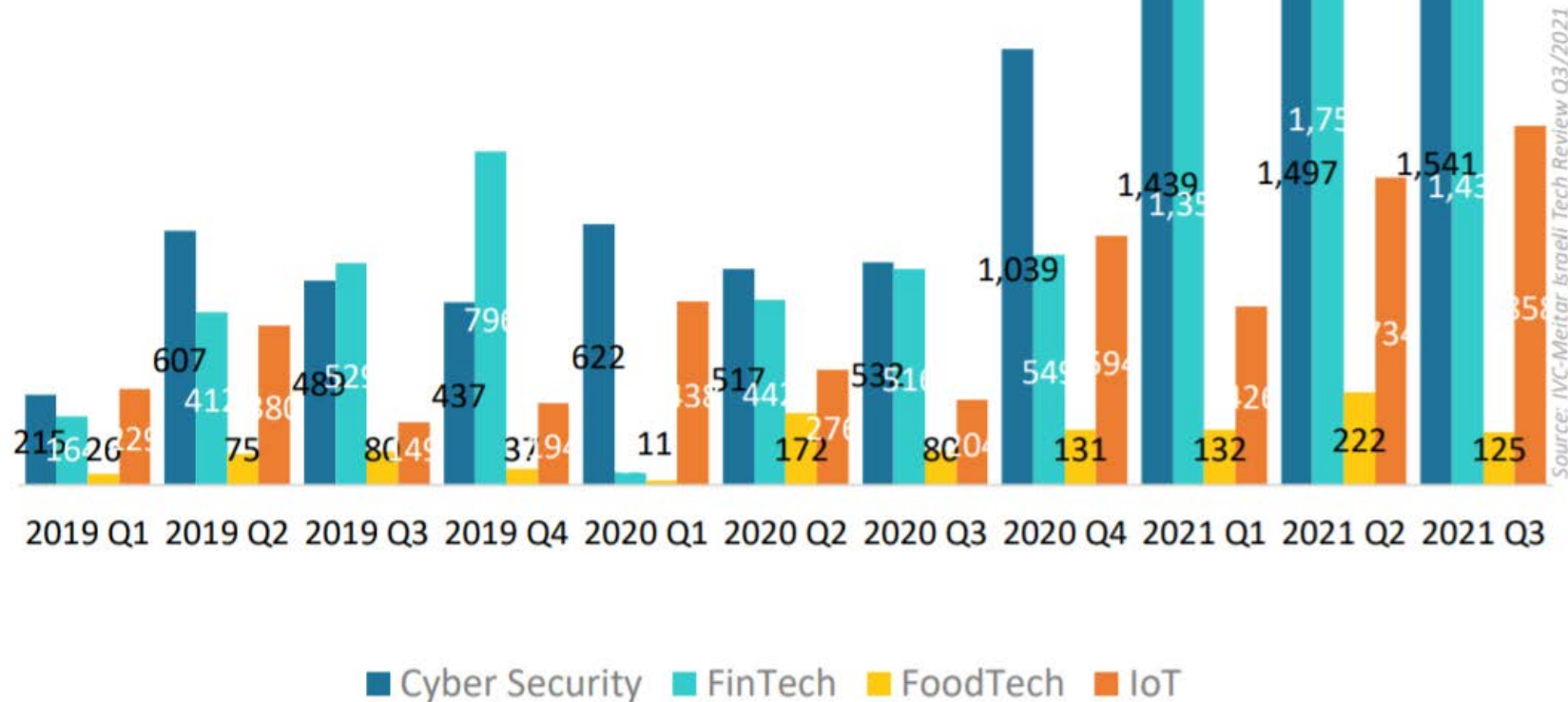
ISRAEL – Trade Relations



10th AUSTRIA CONNECT GULF

ISRAEL – Startup Nation

Investments by Verticals \$m: Q1/2019-Q3/2021



10th AUSTRIA CONNECT GULF

PALESTINE – Economic Data

Wirtschaftskennzahlen

	2018	2019	2020	2021 Prognose
Nominales Bruttoinlandsprodukt in Mrd. USD ¹	16,3	17,1	15,6	<u>k.A.</u>
Bruttoinlandsprodukt/Kopf zu Kaufkraftparität in US-Dollar ²	k.A.	k.A.	k.A.	<u>k.A.</u>
Bevölkerung in Mio. ³	4,9	5,0	5,1	<u>k.A.</u>
Reales Wirtschaftswachstum in % ⁴	1,2	1,4	-11,5	1,6
Inflationsrate in % ⁵	-0,2	1,6	-0,7	0,9
Arbeitslosenrate in % ⁶	30,2	25,4	25,9	25,0
Wechselkurs der Landeswährung (NIS zu Euro) ⁷	4,25	4,21	3,94	3,90
Warenexporte des Landes in Mrd. US-Dollar	1,85	1,86	1,76	1,88
Warenimporte des Landes in Mrd. US-Dollar	7,24	7,49	6,38	8,17

Wirtschaftsleistung des Landes, Weltwertung:⁸

Rang 124

10th AUSTRIA CONNECT GULF

PALESTINE – Economic Data

Figure 3-3 Government's Financial Balance (cash basis)
as % to Nominal GDP

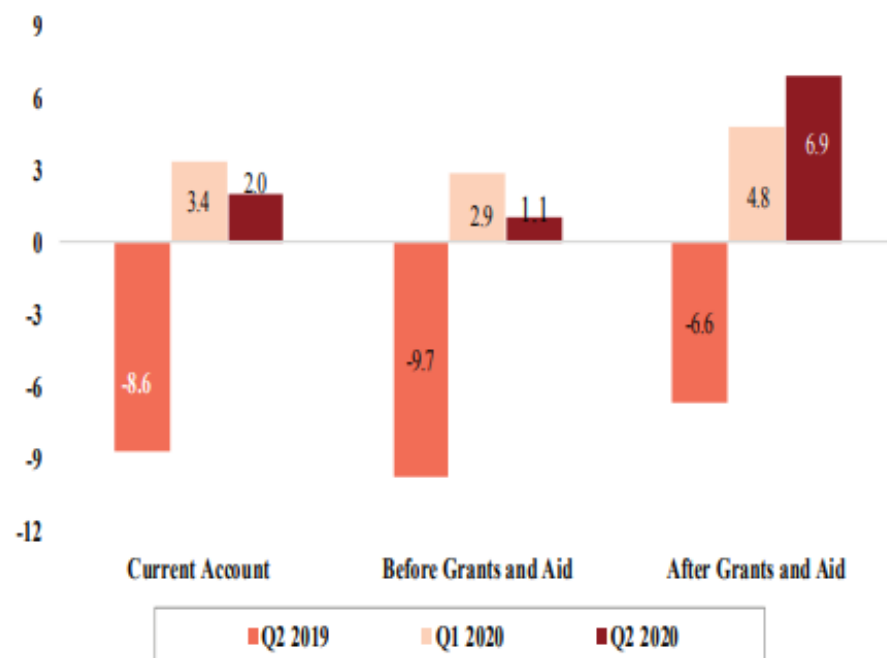


Table 3-1: Grants and Foreign Aid to the PA (NIS million)

Item	2019				2020	
	Q1	Q2	Q3	Q4	Q1	Q2
Budget support	598.4	368.1	517.5	292.4	246.1	544.3
Arab grants	396.3	94	278.7	107.3	111.1	21.3
Other countries	202.1	274.1	238.8	185.1	135	523
Development funding	(-352.7)*	99.5	107.7	114.7	32.1	145.1
Total	245.7	467.6	625.2	407.1	278.2	689.4

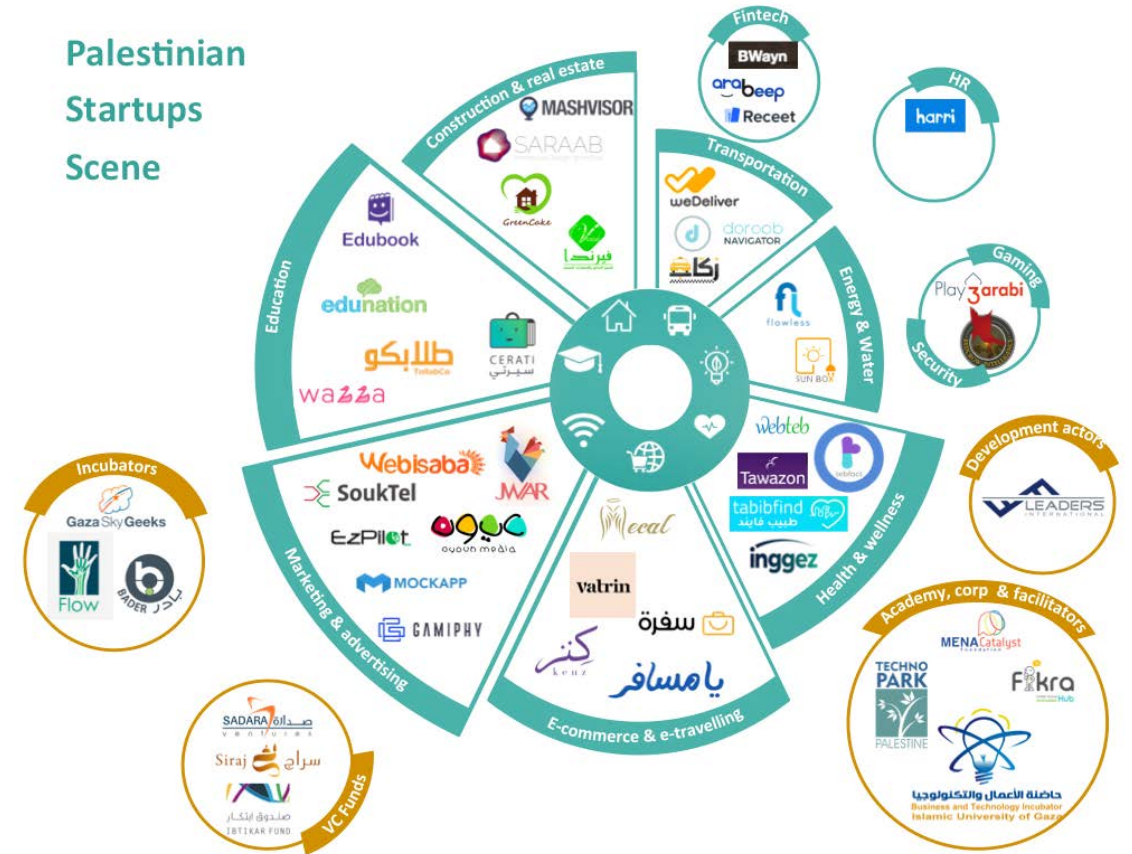
* during Q1 2019, a sum of NIS 448.1 million was refunded to the US consulate to close an old US grant. This was reflected in a drop of NIS 352.7 million in the value of developmental projects grants.

10th AUSTRIA CONNECT GULF

PALESTINE – The reality



Palestinian Startups Scene



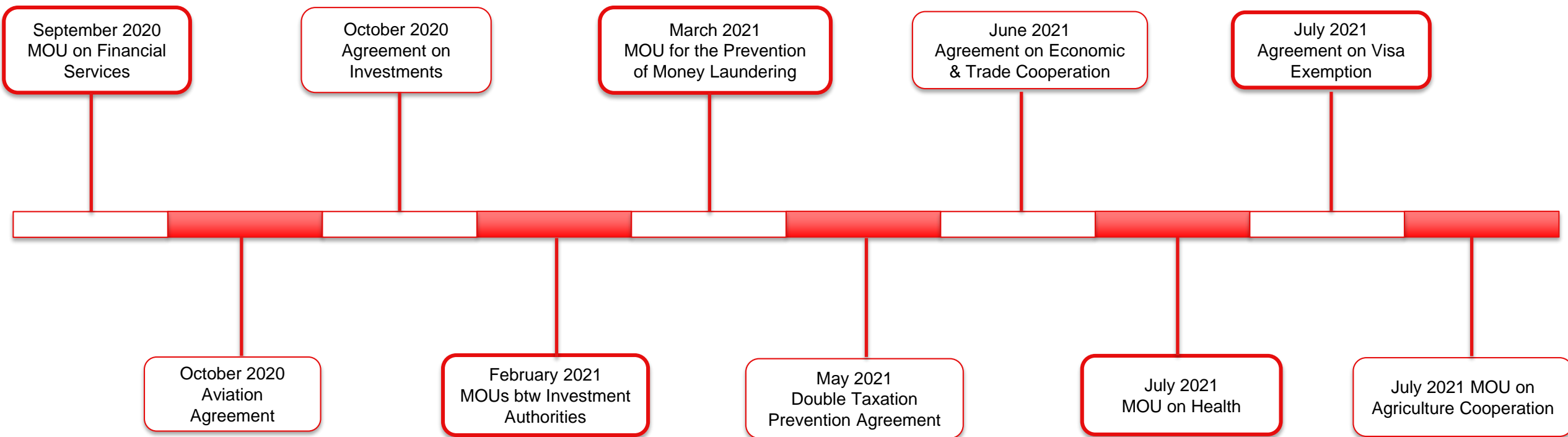
10th AUSTRIA CONNECT GULF

ISRAEL & UAE



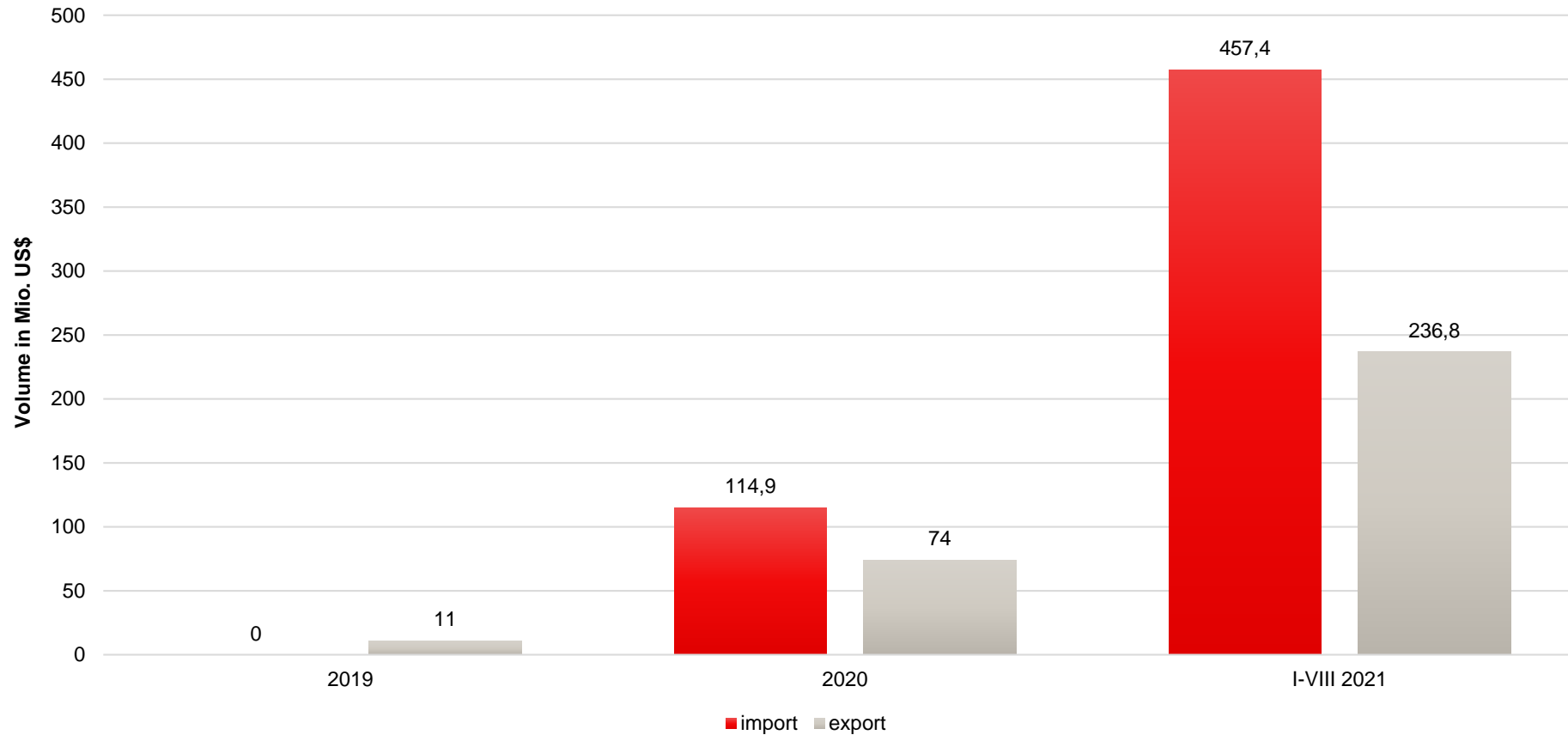
10th AUSTRIA CONNECT GULF

ISRAEL & UAE



10th AUSTRIA CONNECT GULF

ISRAEL & UAE Trade



10th AUSTRIA CONNECT GULF ISRAEL & MENA

What we can expect to come:

- Israel and the United Arab Emirates: regional free trade agreement
- other deals: pharmaceuticals, cybersecurity, and smart cameras
- Israel and Saudi Arabia: establishment of diplomatic relations

Without economic prosperity, the hopes to stabilize the region will remain as just hopes and dreams

Quote of Abu Dhabi Investment Office (ADIO) chairman Mohammed Ali Al Shorafa