

We simply make it easy

Austrian Business Agency - Welcome!

Peter Löschl, May 3th, 2023



Austria at a glance

A stylized map of Austria is shown in the background, with a light blue outline and a light green fill. The map is positioned behind the text, which is arranged in a list-like format.

Area	83.872 km ²
Inhabitants	9 Mio.
GDP/capita	45,370 €
Export	55.8%
Productivity	12% above EU-average
R&D quota	3.26%



> Austria is a strong industrial country

Tourismus



15 %

Industrie



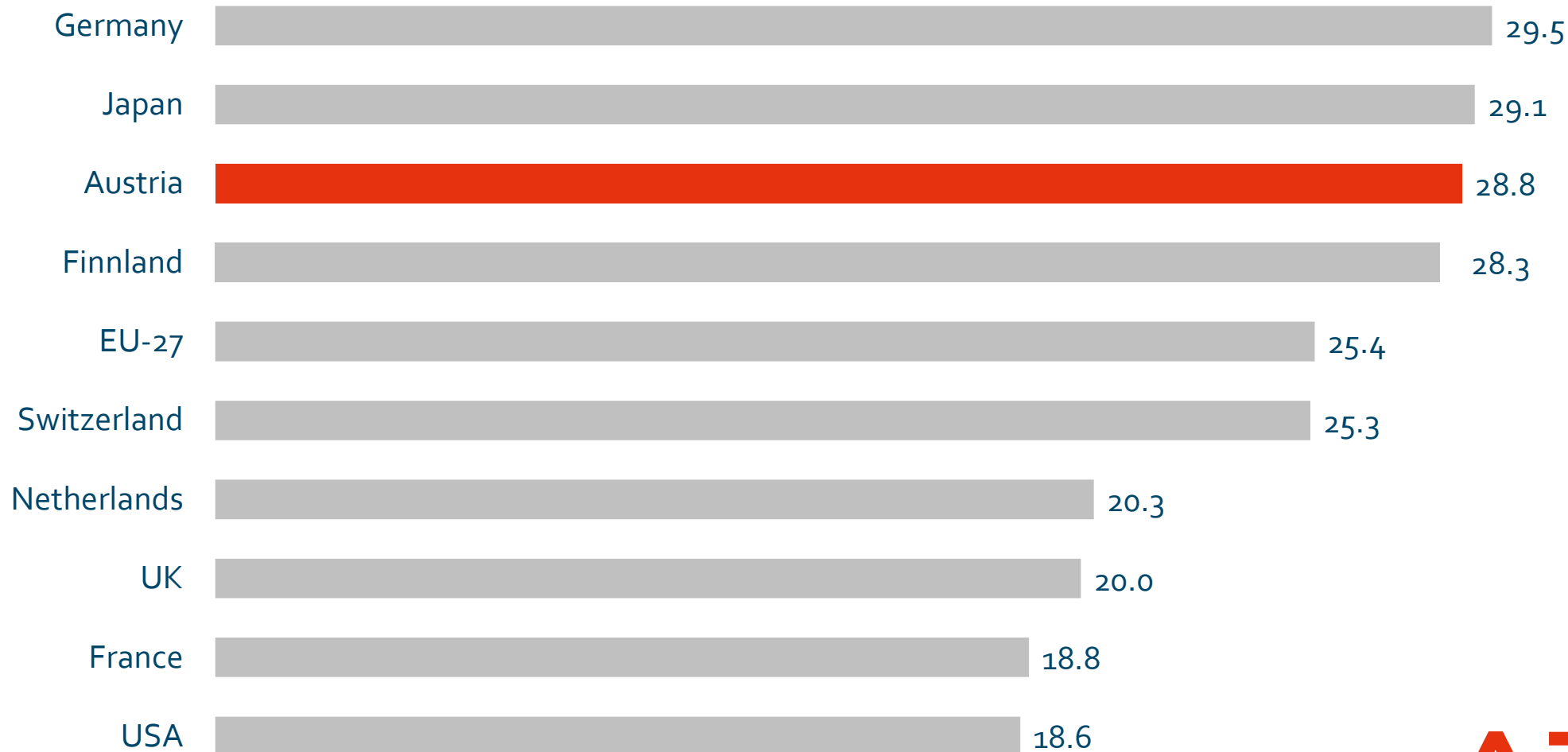
29 %



Strong industrial basis



Industrial production, as percentage of GDP





Top 6 industries



Gas and heat supply
24.1%



Mechanical engineering
19.6%



Electro / Electronics
9.6%



Chemistry
8.1%



Vehicles
6.8%



Food
5.1%

> Market potential



- 9 Mio. consumers in AT
- GDP/ capita 45,370€ - one of the richest countries
- Vienna region: big agglomeration
- Hub for Central Europe/ Gateway to DACH
- Strong B2B client base
- High payment morale

> Ideal access to all European markets





Your ideal access to EU and German speaking markets

100 m. German speaking
consumers



> Austrian direct investments



Austria's share in %	
24.70	Slovenia
23.50	Croatia
18.10	Bosnia-H.
13.50	North Macedonia
13.20	Serbia
13.10	Slovakia
12.60	Romania
11.40	Hungary
10.60	Czech Republic
9.10	Bulgaria



What about strikes?



Europe

21,5

Austria

2

Average days of strike per 1.000 employees

> Investor-friendly tax system

Corporate tax rate: 24%

...from 2024 -> 23%

Modern group taxation

Tax premium for R&D: 14%

...and additional funding opportunities

No trade tax

No net worth tax

No wealth tax

No inheritance/gift tax

Double taxation treaties



Got Talent? Yesssss!!



Productivity	12% above EU average
Motivation	rank 5 in the EU
Education	apprenticeship, dual education
Schools	vocational schools unique to Austria (HAK, HTL)
Universities	broad network, 16 private 22 public
Labour law	modern and flexible



Largest student city in the German-speaking region



Berlin
5%

192,100 Students
3.6 Mio. Inhabitants



Munich
8%

127,500 Students
1.6 Mio. Inhabitants



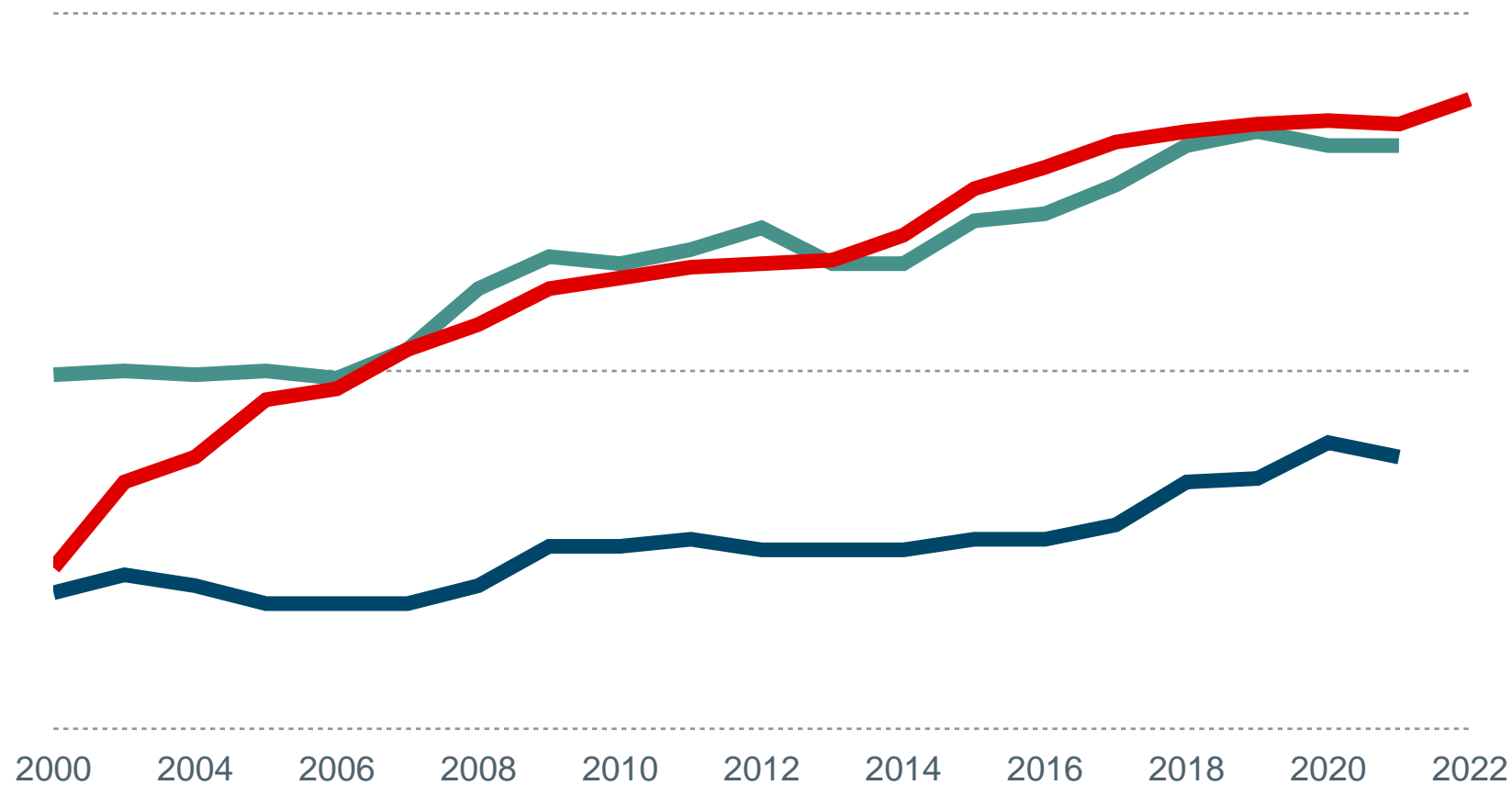
Vienna
10%

191,900 Students
1.9 Mio. Inhabitants



R&D Expenditures Grow Above Average

As a percentage of GDP



3.26 Austria

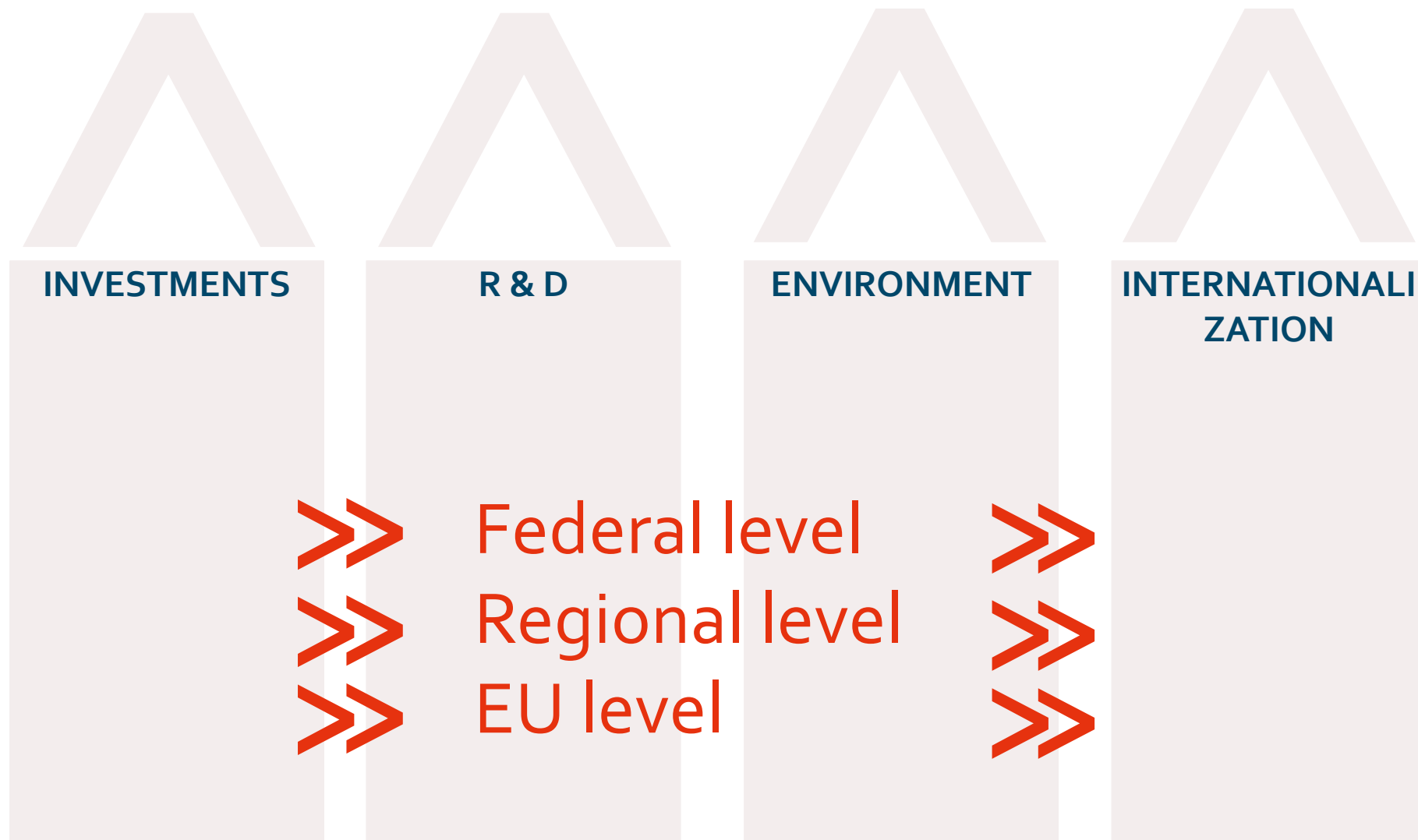
Germany

EU





Four main funding lines



> Danke.



Peter Loeschl
International Advisor
office-cee@aba.gv.at
pl.aba@loeschl.eu



Gerlinde Gahleitner
Director Turkey / UK / Ireland
g.gahleitner@aba.gv.at
+43 (0)664 288 58 03



Katrin Horngacher
Business Location Consultant
k.horngacher@aba.gv.at
+43 (0)676 898 590 230